



AIR OPERATED 3-WAY BRASS BALL VALVE

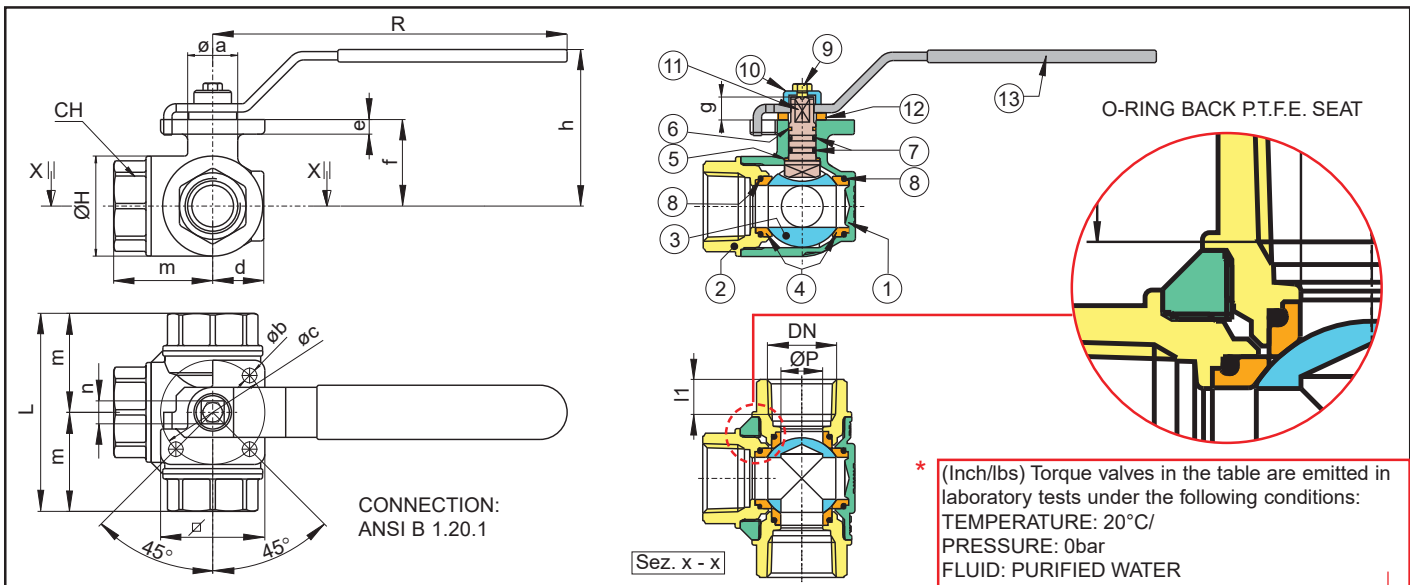
SERIES 8P129 (T) 8P130 (L) Double Acting

SERIES 8P131 (T) 8P132 (L) Spring Return



- Brass ball valve - Three way diverting valve with Air Actuator standard port, from 1/4" to 3". Four seats.
- Pressure rating 400 WOG - 100 WSP.
 - Model 355N (90° and 180° flow path)
 - Model 365N (90° with off position)
 - Temperature to 344°F.
 - Blow out proof stem, chrome plated brass ball.
 - P.T.F.E. seats with O-RING backing for low operating torque.
 - P.T.F.E. seats and double O-RING stem packing.
 - 100% electronically tested in the open and closed position at 80 PSI.

355N - LEVER HANDLE - SIZE 1/4" TO 3". "T" FLOW PATTERN
 365N - LEVER HANDLE - SIZE 1/4" TO 3". "L" FLOW PATTERN



N Pos	PART NAME	MATERIALS	N PCS
1	BODY	BRASS CW 617N UNI EN 12165	1
2	END CONNECTION	BRASS CW 617N UNI EN 12165	3
3	BALL	BRASS CW 617N UNI EN 12165	1
4	BALL SEAT	P.T.F.E.	4
5	THRUST WASHER	P.T.F.E.	1
6	STEM SEAL	P.T.F.E.	1
7	O-RING STEM	FKM (Viton®)	1
8	O-RINGS BODY	FKM (Viton®)	4
9	SCREW	STEEL 6S	1
10	BUSH	BRASS CW 614N UNI EN 12164	1
11	STEM	BRASS CW 614N UNI EN 12164	1
12	WASHER	NYLON	1
13	HANDLE	Fe P 11 UNI EN 10111	1

SIZE	ØP	ØH	I1	L	m	CH	R	h	Øa	Øb	Øc	d	e	f	g	∠	n	CV	PSI	Lbs	Inch/lbs
1/4" in	0.39	1.34	0.39	2.64	1.32	0.86	4.72	2.44	0.87	0.23	1.42 (ISO F03)	0.77	0.20	1.20	0.35	1.49	0.35	3.26	400	1.22	53.10
3/8" in	0.43	1.34	0.40	2.64	1.32	0.86	4.72	2.44	0.87	0.23	1.42 (ISO F03)	0.77	0.20	1.20	0.35	1.49	0.35	3.50	400	1.16	53.10
1/2" in	0.43	1.34	0.53	2.87	1.44	1.06	4.72	2.44	0.87	0.23	1.42 (ISO F03)	0.77	0.20	1.20	0.35	1.49	0.35	4.20	400	1.21	53.10
3/4" in	0.59	1.53	0.55	3.19	1.60	1.25	4.72	2.52	0.87	0.23	1.42 (ISO F03)	0.87	0.20	1.29	0.35	1.49	0.35	7	400	1.44	53.10
1" in	0.79	1.89	0.66	3.74	1.87	1.61	6.69	2.95	0.94	0.27	1.97 (ISO F05)	1.00	0.28	1.63	0.43	1.97	0.43	12.83	400	2.64	150.45
1 1/4 in	0.98	2.36	0.68	4.39	2.20	1.96	6.69	3.17	0.94	0.27	1.97 (ISO F05)	1.22	0.28	1.85	0.43	1.97	0.43	18.67	400	4.15	150.45
1 1/2 in	1.26	2.83	0.68	4.86	2.43	2.16	6.69	3.66	1.26	0.27	1.97 (ISO F05)	1.79	0.28	2.34	0.43	1.97	0.43	29.75	400	6.02	150.45
2" in	1.57	3.38	0.70	5.73	2.87	2.75	9.05	4.43	1.46	0.35	2.76 (ISO F07)	1.75	0.32	2.90	0.59	2.75	0.55	43.76	400	9.08	274.35
2 1/2 in	1.95	4.37	0.93	6.93	3.47	3.34	9.05	4.86	1.46	0.35	2.76 (ISO F07)	2.20	0.32	3.35	0.59	2.75	0.55	70	400	16.33	380.55
3" in	1.95	4.45	1.01	7.08	3.54	4.13	9.05	4.86	1.46	0.35	2.76 (ISO F07)	2.20	0.32	3.35	0.59	2.75	0.55	70	400	19.55	380.55



SERIES 355N (T) - 365N (L) DIRECT MOUNT 3 WAY BALL VALVE

Brass ball valve - Three way diverting valve with ISO 5211 pad for actuator, standard port, from 1/4" to 3". Four seats.

- Pressure rating 400 WOG - 100 WSP.
- Model 355N (90° and 180° flow path)
- Model 365N (90° with off position)
- Temperature to 344°F.
- Blow out proof stem, chrome plated brass ball.
- P.T.F.E. seats with O-RING backing for low operating torque.
- P.T.F.E. seats and double O-RING stem packing.
- 100% electronically tested in the open and closed position at 80 PSI.

M8E065 - SIZE 1/4" TO 3". "T" FLOW PATTERN
M8E066 - Size 1/4" TO 3". "L" FLOW PATTERN

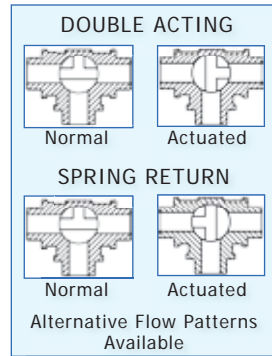


FLOW PATH VARIATIONS

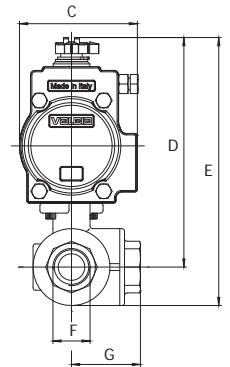
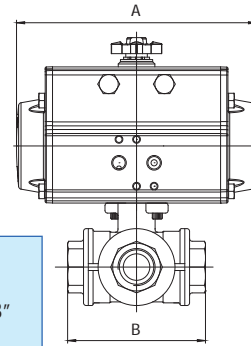
	355N				365N		
Lever Assembly							
Position 1							
Position 2							
Note	The flow paths are indicated by the markings on the spindle.						

8P0129 (T) - 355N Direct Mount, 3-way Brass Std, "T" Port Ball Valve with "DA" Pneumatic Actuator

8P0131 (T) - 355N Direct Mount, 3-way Brass Std, "T" Port Ball Valve with "SR" Pneumatic Actuator



Pressure Ratings
400PSI WOG - 1/4" to 3"



8P0129 (T) 355N "T" Port Ball Valve with **DOUBLE ACTING** Actuator

Size	A	B	C	D	E	F	G	Act DA	Wt Lbs
1/4"	4.33	2.64	1.77	3.76	4.43	0.39	1.32	32	2.4
3/8"	4.33	2.64	1.77	3.76	4.43	0.43	1.32	32	2.3
1/2"	4.33	2.87	1.77	3.76	4.43	0.43	1.44	32	2.4
3/4"	4.33	3.19	1.77	3.85	4.62	0.59	1.60	32	2.6
1"	5.55	3.74	2.80	5.63	6.58	0.79	1.87	52	5.1
1-1/4"	5.55	4.39	2.80	5.85	7.03	0.98	2.20	52	6.6
1-1/2"	5.55	4.86	2.80	6.34	7.76	1.26	2.43	52	8.5
2"	6.46	5.73	3.17	7.35	9.04	1.57	2.87	63	12.5
2-1/2"	6.46	6.93	3.17	7.80	10.00	1.95	3.47	63	19.7
3"	6.46	7.08	3.17	7.80	10.02	1.95	3.54	63	22.9

DIMENSIONS (in)

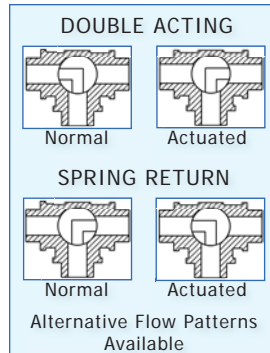
8P0131 (T) 355N "T" Port Ball Valve with **SPRING RETURN** Actuator

Size	A	B	C	D	E	F	G	Act SR	Wt Lbs
1/4"	5.55	2.64	2.80	5.20	5.87	0.39	1.32	52	4.0
3/8"	5.55	2.64	2.80	5.20	5.87	0.43	1.32	52	3.9
1/2"	5.55	2.87	2.80	5.20	5.87	0.43	1.44	52	4.0
3/4"	5.55	3.19	2.80	5.29	6.01	0.59	1.60	52	4.2
1"	5.55	3.74	2.80	5.63	6.57	0.79	1.87	52	5.4
1-1/4"	5.55	4.39	2.80	5.85	7.03	0.98	2.20	52	7.0
1-1/2"	6.46	4.86	3.17	6.79	8.21	1.26	2.43	63	10.1
2"	9.47	5.73	4.17	8.61	10.30	1.57	2.87	85	16.8
2-1/2"	9.47	6.93	4.17	9.06	11.25	1.95	3.47	85	25.8
3"	9.47	7.08	4.17	9.06	11.28	1.95	3.54	85	29.1

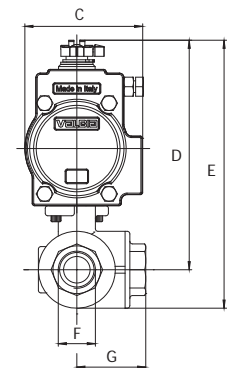
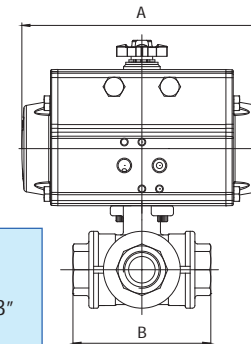
DIMENSIONS (in)

8P0130 (L) - 365N Direct Mount, 3-way Brass Std, "L" Port Ball Valve with "DA" Pneumatic Actuator

8P0132 (L) - 365N Direct Mount, 3-way Brass Std, "L" Port Ball Valve with "SR" Pneumatic Actuator



Pressure Ratings
400PSI WOG - 1/4" to 3"



8P0130 (L) 365N "L" Port Ball Valve with **DOUBLE ACTING** Actuator

Size	A	B	C	D	E	F	G	Act DA	Wt Lbs
1/4"	4.33	2.64	1.77	3.76	4.43	0.39	1.32	32	2.4
3/8"	4.33	2.64	1.77	3.76	4.43	0.43	1.32	32	2.3
1/2"	4.33	2.87	1.77	3.76	4.43	0.43	1.44	32	2.4
3/4"	4.33	3.19	1.77	3.85	4.62	0.59	1.60	32	2.6
1"	5.55	3.74	2.80	5.63	6.58	0.79	1.87	52	5.1
1-1/4"	5.55	4.39	2.80	5.85	7.03	0.98	2.20	52	6.6
1-1/2"	5.55	4.86	2.80	6.34	7.76	1.26	2.43	52	8.5
2"	6.46	5.73	3.17	7.35	9.04	1.57	2.87	63	12.5
2-1/2"	6.46	6.93	3.17	7.80	10.00	1.95	3.47	63	19.7
3"	6.46	7.08	3.17	7.80	10.02	1.95	3.54	63	22.9

DIMENSIONS (in)

8P0132 (L) 365N "L" Port Ball Valve with **SPRING RETURN** Actuator

Size	A	B	C	D	E	F	G	Act SR	Wt Lbs
1/4"	5.55	2.64	2.80	5.20	5.87	0.39	1.32	52	4.0
3/8"	5.55	2.64	2.80	5.20	5.87	0.43	1.32	52	3.9
1/2"	5.55	2.87	2.80	5.20	5.87	0.43	1.44	52	4.0
3/4"	5.55	3.19	2.80	5.29	6.01	0.59	1.60	52	4.2
1"	5.55	3.74	2.80	5.63	6.57	0.79	1.87	52	5.4
1-1/4"	5.55	4.39	2.80	5.85	7.03	0.98	2.20	52	7.0
1-1/2"	6.46	4.86	3.17	6.79	8.21	1.26	2.43	63	10.1
2"	9.47	5.73	4.17	8.61	10.30	1.57	2.87	85	16.8
2-1/2"	9.47	6.93	4.17	9.06	11.25	1.95	3.47	85	25.8
3"	9.47	7.08	4.17	9.06	11.28	1.95	3.54	85	29.1

DIMENSIONS (in)