



FUSIBLE LINK VALVE ASSEMBLIES FOR EMERGENCY OPERATIONS

Fire control valves are crucial to any piping systems that handle flammable gases, liquids or even toxic fluids. Our spring return units are designed to fail close in the event of a fire, terminating the flow, which may be adding to the fire intensity. (A certified fire safe valve API607 should be used) In the event of fire, the fusible link separates and allows the spring to drive the valve into a fail close position. A predetermined temperature can be selected for the fusible link.

This fusible link is also available to fail to the open position to feed a sprinkler system in the event of a fire.

Our unique fusible link design can be manually operated which eliminates the need for two valves. This design also provides the ability for valve testing.

DESIGN FEATURES

- Automatic closure in the event of a fire
- Link is UL & FM Approved
- Fire safe certified valve
- 1/4 to 3 inch valves can be manually operable, excluding the need for two valves
- On four inch and larger valves, we have added a manual de-clutchable override so the assembly can readily be operated or re-engaged when replacing the fusible link.

OPTIONAL EQUIPMENT:

Limit switches are available on these emergency shut-off valves. This will give you a light or alarm in the event of fire.

APPLICATIONS:

Typical applications for these units can be found in paint plants, chemical, hydrocarbon facilities and many other applications to numerous to mention.



Flo-Tite
Solving Your Unique
Fluid Control Problems With
A Strong Dedication To The
Protection Of Our Environment
And Plant Safety

Fusible Link Assemblies can be adapted to both ball and fire safe high performance butterfly valves

Flo-Tite Fusible-Link Series

WARNING

THIS FUSIBLE LINK HAS BEEN SHIPPED IN ARMED POSITION!

I. GENERAL SAFETY INSTRUCTIONS

This unit is armed and ready for installation in line. **USE extreme caution in handling because the spring pack is under full tension.**

FOR SHIPPING PURPOSES, A DUMMY SAFETY LINK HAS BEEN ADDED, IS **PAINTED RED (#8)**

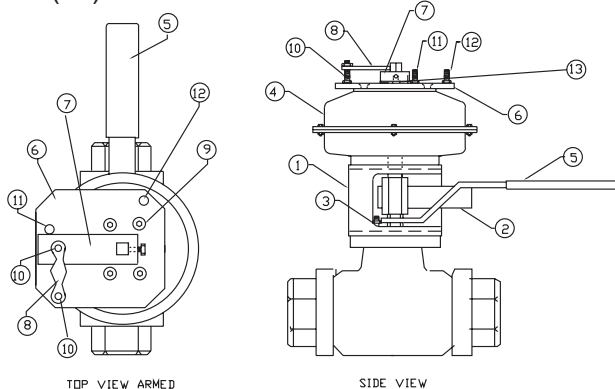
IMPORTANT: THE SAFETY LINK MUST BE REMOVED AFTER THE UNIT IS PUT IN LINE. IF THE SAFETY LINK IS NOT REMOVED, THE FUSIBLE LINK WILL NOT OPERATE CORRECTLY.

II. INSTALLING LINKS FOR 1/2" THRU 1-1/2" VALVES W/050 SPRING PACK

NOTE: Refer to assembly drawing for 1/2"-1-1/2" valves for part number identification

1. Apply pressure to valve handle (#5) toward the open position (CCW) to relieve tension on safety link (#8).
2. Remove safety link from fusible link retaining studs (#10)

The unit now is properly armed & may be operated closed-open in the normal manner using valve handle (#5)

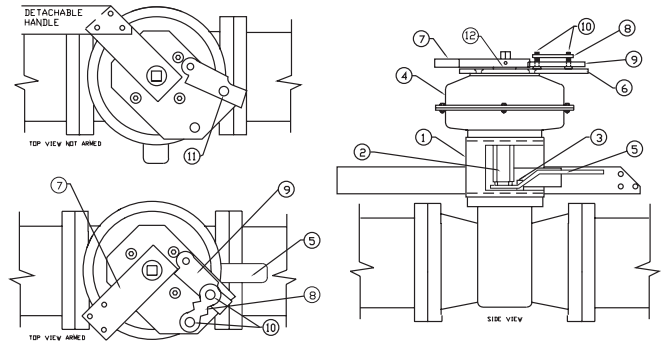


III. INSTALLING LINKS FOR 2" THRU 3" VALVES W/090 SPRING PACK

NOTE: Refer to assembly drawing for 2"-3" valves for part number identification

1. Remove detachable handle from stowed position on the side of the mounting bracket (#1) and insert square hole onto the arming lever (#7)
2. Apply pressure toward the open position (CCTW) to relieve tension on dummy link.

3. Remove dummy link from fusible link retaining studs (#10).
4. Remove detachable handle and return to stowed position on mounting bracket.



The unit now is properly armed and may be operated closed-open in the normal manner using valve handle (#5)

NOTE: The manufacturer of the fusible link recommends replacement once every year.

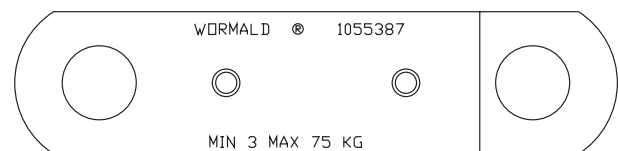
IV. FUSIBLE LINK OPTIONS

The **GlobeTech** is used primarily on the low torque and mid torque ranges. Maximum Load: 20 lbs. Minimum Load: 3 lbs.



Corrosion Resistant Construction
Solid eye-to-eye connection
Listed by Underwriters laboratories & Factory Mutual Research

Wormald Fire Protection links are used primarily on the high torque ranges. Links are triple stack under tension to provide sure holding until yield temperature is reached.



Flo-Tite, Inc.
305 East 21st Street
Lumberton, NC 28358

P.O. Box 1293
Lumberton, NC 28359
Website: www.flotite.com

Tel: (910) 738-8904
Fax: (910) 738-9112
E-Mail: flotite@nc.rr.com